



GLIDEROL
GARAGE DOORS

Opening Doors Around the World®

www.gliderol.co.uk

garage doors

For your home, your lifestyle...



GLIDEROL
GARAGE DOORS

Opening Doors Around the World®
www.gliderol.co.uk

 **Panel•Glide®**
Sectional Overhead Garage Door

page 4-21

 **GlideRol•a•Door®**
Continuous Sheet Curtain Roller Door

 **GlideRol•a•Door Mini®**
Continuous Sheet Curtain Roller Door

page 22-27

 **Roll•a•Glide®**
Insulated Automatic Roller Door

 **Roll•a•Glide Compact®**
Insulated Automatic Roller Door

 **Roll•a•Glide Manual®**
Insulated Manual Roller Door

page 28-33

Remote controls

page 34-35

Making the right choice

page 36-37

Technical details

page 38-39

Panel-Glide Oxford, Anthracite Grey RAL 7016



Whether you're a timeless classic...

garage doors for your home, your lifestyle...

Whatever your lifestyle Gliderol has the garage door to make things effortless!





Panel-Glide Tuscan, Metallic Grey RAL 9022



...or a modern master...

Opening Doors Around the World®



Made in the UK



Gliderol operates the worlds most extensive network of garage door and automation manufacturing companies. Our UK facility is based at Peterlee in County Durham and has been **"opening doors around the world"** for over twenty years. Our reputation is second-to-none for the high quality and outstanding value our products and services represent.



Make life easy - choose our low energy remote controls - every door has the option. See pages 34-35 for details.



We use our garages for a hundred different things - even parking our cars...



What do you keep in yours?

Keep it safe and secure with a Gliderol garage door.

Background image - Panel-Glide Oxford, Smooth White



smooth white -
just one of the
stunning finish
options!

Panel-Glide Oxford, Anthracite Grey RAL 7016



Panel-Glide Oxford, White





Oxford

The sectional door has seen a large increase in popularity in the last few years and it is easy to see why. Travelling vertically, arcing back into tracks above the opening, sectional doors are one of **the most solid and dependable door designs available today**. Vertical operation makes weather sealing to all sides simple and effective - your garage will be free from draughts and debris blowing under the door.

The classic proportions of the Oxford panel are a definite favourite, adding appeal to traditional and contemporary homes alike.



GLIDEROL
GARAGE DOORS

Opening Doors Around the World®
www.gliderol.co.uk



Make life easy - choose the low energy Glidermatic GTS OPTIMA remote control - every Panel-Glide door has the option. See pages 34-35 for details.



Panel•Glide® Sectional Overhead Garage Door

Panel•Glide is available in single skin and double skin insulated versions. Insulation greatly improves thermal and acoustic performance, reducing the passage of heat and sound, saving energy, saving money.



Safe•T•Glide® Single Skin Steel Panel Sectional Overhead Garage Door

Insul•Glide® 42mm Insulated Steel Panel Sectional Overhead Garage Door

life is better with
remote control!

Smooth Golden Oak



Smooth Rosewood



Stock colours



Golden Oak

Rosewood



Make life easy - choose the low energy Glidermatic GTS OPTIMA remote control - every Panel•Glide door has the option. See pages 34-35 for details.




Oxford

The Oxford is the classic Georgian panel design - precision pressed into corrosion protected steel.

Available in single skin or insulated 42mm thick panels and smooth or embossed woodgrain surface textures, the choice is made almost limitless by the stunning woodgrain effect laminates in Golden Oak and Rosewood, the stock colours of White, Racing Green, Black, Anthracite and Vandyke Brown plus... a selection of metallic colours and any RAL colour you care to choose!



Embossed woodgrain



Smooth



**GLIDEROL
GARAGE DOORS**


Opening Doors Around the World®
www.gliderol.co.uk



Smooth White




Smooth White with Canterbury window option



Smooth Vandyke Brown

Yet more individuality is added by selecting one of the many window options in clear or stippled.



Stock colours



White RAL 9003 Black RAL 9011 Anthracite Grey RAL 7016 Vandyke Brown RAL 8014 Racing Green RAL 6015

NEW



Can't see your colour? Pick any RAL colour!*

Special order metallic colours too!



Grey 9006 Grey 9007 Grey 9022 Grey 9023

* RAL colours may vary slightly from exact shade

Background image - Panel-Glide Hampton, Smooth White with Waterton windows



Stock colours



Can't see your colour? Pick any RAL colour!*


Special order metallic colours too!



* RAL colours may vary slightly from exact shade

let the light in!

Panel-Glide Hampton, Smooth White with optional Waterton windows





Hampton

The "stretch" version of the traditional Georgian panel profile lends an elegance and simplicity to this design classic.

The Hampton is made even more impressive with the addition of optional windows. Assembled from tough tinted acrylics, the windows allow natural light to illuminate the garage interior and are available in clear or stippled. Double doors with three or four features are particularly well proportioned and have a dedicated design for the Horizon window style creating a decorative sunburst effect. **All windows are minimal maintenance**, requiring no re-painting and just an occasional wipe over with warm soapy water to keep their finish in good condition.



GLIDEROL
GARAGE DOORS

Opening Doors Around the World®

www.gliderol.co.uk



Make life easy - choose the low energy Glidermatic GTS OPTIMA remote control - every Panel-Glide door has the option. See pages 34-35 for details.



reliability means
more time
to relax!

Panel•Glide® Sectional Overhead Garage Door

Panel•Glide is available in single skin and double skin insulated versions. Insulation greatly improves thermal and acoustic performance, reducing the passage of heat and sound, saving energy, saving money.



Safe•T•Glide® Single Skin Steel Panel Sectional Overhead Garage Door

Insul•Glide® 42mm Insulated Steel Panel Sectional Overhead Garage Door


Smooth Golden Oak



Smooth Rosewood



Stock colours



Golden Oak

Rosewood

green
technology



Make life easy - choose the low energy Glidermatic GTS OPTIMA remote control - every Panel•Glide door has the option. See pages 34-35 for details.



Hampton

The Hampton is an uncluttered, spacious Georgian panel design with balanced intermediate and end stile dimensions ensuring a beautifully proportioned door.

The Hampton is available in single skin or insulated 42mm thick panels in smooth or embossed woodgrain surface textures. Smooth Golden Oak and Rosewood laminates, stock colours of White, Racing Green, Black, Anthracite and Vandyke Brown and a selection of metallic colours and any RAL colour extends the choice of finishes yet further.



Embossed woodgrain



Smooth



**GLIDEROL
GARAGE DOORS**

Opening Doors Around the World®

www.gliderol.co.uk

Smooth White



Smooth White with Waterton window option



Smooth Black



Yet more individuality is added by selecting one of the many window options in clear or stippled.



Traditional



County



Sunburst



Horizon



Waterton



Cascade



Canterbury

Stock colours



White
RAL 9003

White
RAL 9003

Anthracite
Grey RAL 7016


Vandyke Brown
RAL 8014

Racing Green
RAL 6015

Can't see your colour? Pick any RAL colour!*



Special order metallic colours tool



Grey 9006

Grey 9007

Grey 9022

Grey 9023

* RAL colours may vary slightly from exact shade

Background image - Panel-Glide Tuscan, Smooth Golden Oak



Stock colours



Can't see your colour? Pick any RAL colour!*

Special order metallic colours too!



* RAL colours may vary slightly from exact shade

life-like smooth
woodgrain
laminates

(and with finger protection panel joints)

Panel-Glide Tuscan, Smooth Golden Oak





Tuscan

The simple wide board style of the Tuscan design offers rustic charm when finished in Gliderol's high grade smooth woodgrain laminate, yet becomes a contemporary statement when finished in smooth white or one of the other stock colours.

The 42mm thick insulated panel option has a reassuring solidity that provides effective sound deadening and reduction of heat transmission. **Turning a garage into a work or play room is a real option** with a Panel•Glide insulated sectional door. If your garage is under a bedroom you'll soon feel the benefit of reduced energy consumption as the insulation and all round draught seals reduce the need for top up heating.



GLIDEROL
GARAGE DOORS

Opening Doors Around the World®

www.gliderol.co.uk



Make life easy - choose the low energy Glidermatic GTS OPTIMA remote control - every Panel•Glide door has the option. See pages 34-35 for details.



Panel•Glide[®] Sectional Overhead Garage Door

Panel•Glide is available in single skin and double skin insulated versions. Insulation greatly improves thermal and acoustic performance, reducing the passage of heat and sound, saving energy, saving money.



 **Safe•T•Glide**[®]
Single Skin Steel Panel Sectional
Overhead Garage Door

 **Insul•Glide**[®]
42mm Insulated Steel Panel Sectional
Overhead Garage Door

Smooth Golden Oak



Smooth Rosewood



contemporary or
classic - you decide!



Make life easy - choose the low energy Glidermatic GTS OPTIMA remote control - every Panel•Glide door has the option. See pages 34-35 for details.

Stock colours



Golden Oak Rosewood



Tuscan

The Tuscan Panel-Glide door and its ribbed profile is simple, clean and, like all Gliderol doors, is covered by a warranty that demonstrates the confidence we have in our products - see page 20.


The Tuscan is available in single skin or insulated 42mm thick panels in smooth or embossed woodgrain textures. Smooth Golden Oak and Rosewood laminates, White, Racing Green, Black, Anthracite and Vandyke Brown, a selection of metallic colours and any RAL colour complete the range.




**GLIDEROL
GARAGE DOORS**

Opening Doors Around the World®

www.gliderol.co.uk



Embossed woodgrain



Smooth



Smooth White



Woodgrain Racing Green



Add a touch of contemporary chic with these stainless steel glazing units.



Doors without remote control are available with the option of an attractive T-bar handle in Chrome effect or a round handle in a selection of optional finishes.



T-bar Chrome effect



Antique Bronze



Chrome



Brushed Aluminium



Black



Gold

Stock colours



White
RAL 9003

Black
RAL 9011

Anthracite
Grey RAL 7016

Vandyke Brown
RAL 8014

Racing Green
RAL 6015

NEW



Can't see your colour? Pick any RAL colour!*

Special order metallic colours tool



Grey 9006

Grey 9007

Grey 9022

Grey 9023

* RAL colours may vary slightly from exact shade

Background image - The textured inner face of Panel-Glide



Stock colours

White RAL 9003 Black RAL 9011 **NEW** Anthracite Grey RAL 7016 Vandyke Brown RAL 8014 Racing Green RAL 6015

Can't see your colour? Pick any RAL colour!*

Special order metallic colours too!

Grey 9006 Grey 9007 Grey 9022 Grey 9023

Golden Oak Rosewood

Safe-T-Glide only, max width 2895mm

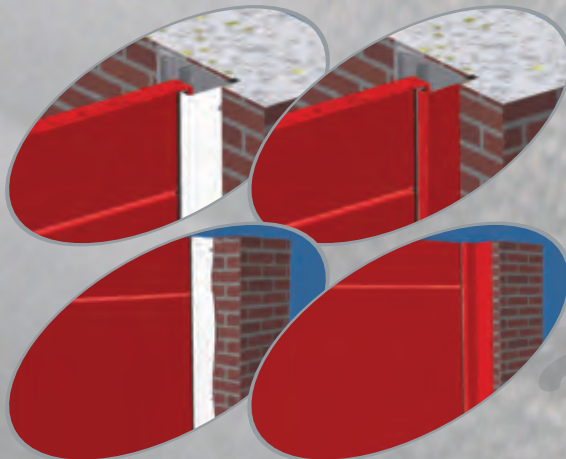
* RAL colours may vary slightly from exact shade

easy clean surface inside too!

The option of colour matched frame legs and lintel is the perfect solution for doors fitted partly or fully within the garage opening.



A further option for doors fitted within the garage opening are covers that conceal fixing holes and angled fascias that can be used to neaten up untidy brickwork edges.



Panel-Glide Safe-T-Glide Madison, Smooth Golden Oak





Madison

The solid profile of the Madison is a contemporary statement. Bold and simple, the clean lines of the panel are equally attractive in smooth or embossed woodgrain surface textures.

The spring assisted operation of sectional doors is quiet and smooth. Remote control doors do not require a handle as the powerful motor opens the door and holds the closed door in a locked state. Should the power fail, the motor has a quick release that returns the door to manual operation, easily re-engaged when power returns. If there is no other access to the garage, a key controlled cable release can be fitted externally.



**GLIDEROL
GARAGE DOORS**

Opening Doors Around the World®
www.gliderol.co.uk



Make life easy - choose the low energy Glidermatic GTS OPTIMA remote control - every Panel-Glide door has the option. See pages 34-35 for details.

make a statement
with your new
garage door!

Panel•Glide®
Sectional Overhead Garage Door

Panel•Glide is available in single skin and double skin insulated versions. Insulation greatly improves thermal and acoustic performance, reducing the passage of heat and sound, saving energy, saving money.



Safe•T•Glide®
Single Skin Steel Panel Sectional
Overhead Garage Door

Insul•Glide®
42mm Insulated Steel Panel Sectional
Overhead Garage Door


Smooth Golden Oak. Safe•T•Glide only, max width 2895mm



Smooth Rosewood. Safe•T•Glide only, max width 2895mm



Stock colours



Golden Oak Rosewood

Safe•T•Glide only, max width 2895mm



Make life easy - choose the low energy Glidermatic GTS OPTIMA remote control - every Panel•Glide door has the option. See pages 34-35 for details.



Madison

The Madison Panel•Glide door's minimal styling is carried through to the engineering that sits behind the door. Panel•Glide hardware is a refined design that has proven its ability to be reliable and durable across Europe.

The Madison is available in single skin or insulated 42mm* thick panels in smooth or embossed woodgrain textures. Smooth Golden Oak and Rosewood laminates (Safe•T•Glide only up to 2895mm wide), White, Racing Green, Black, Anthracite and Vandyke Brown, a selection of metallic colours and any RAL colour complete the range.




GLIDEROL
GARAGE DOORS

Opening Doors Around the World®

www.gliderol.co.uk



Embossed woodgrain




Smooth



Smooth White



Add a touch of contemporary chic with these stainless steel glazing units.



Woodgrain Black



Woodgrain Black with Stainless Steel Porthole glazing

Stock colours



White
RAL 9003

Black
RAL 9011

Anthracite
Grey RAL 7016

Vandyke Brown
RAL 8014


Racing Green
RAL 6015

NEW



Can't see your colour? Pick any RAL colour!

Special order metallic colours tool



Grey 9006

Grey 9007

Grey 9022

Grey 9023

* RAL colours may vary slightly from exact shade

Guarantee

PanelGlide's guarantee is straightforward and comprehensive - complete peace of mind. For full details of the conditions that apply see our price list or visit www.gliderol.co.uk



the smartest
technology is
the simplest



Colour matched frame legs and lintels and frame and brickwork dressing fascias are perfect for creating a coordinated look and neaten up untidy brickwork.



Anti-pinch panel profiles are safe in use, preventing fingers from becoming trapped in joints.



Fingers are equally protected at the sides of the door tracks.



Hinge rollers feature a unique anti-bind roller that increases smooth running of the door panels and reduces noise.



Low headroom side extension springing is the standard configuration for Panel•Glide doors in most single sizes (main image) Extension springs provide smooth assisted lifting and are protected with an anti-drop safety brake that prevents the door from falling should a lifting cable fail.



Technology

The Panel-Glide sectional door is smart technology. Smarter technology means engineering and electronics that work simply and effectively, letting you get on with your life. Vertical travel allows more drive through width, better security and more usable space inside and in front of your garage - park right up to the door.

The all round weather seals are perfect for keeping the weather at bay and the Insul-Glide design features 42mm thick insulated panels that effectively reduce heat and sound transmission.



GLIDEROL
GARAGE DOORS

Opening Doors Around the World®
www.gliderol.co.uk




Glidermatic GTS OPTIMA®
Premium Sectional Overhead Door Operator

Dedicated remote control comes in the form of the state-of-the-art Glidermatic GTS Optima see page 34 for details.



All Gliderol products are CE marked and built within our audited ISO 9001 quality systems.



Safe-T-Glide®
Single Skin Steel Panel Sectional Overhead Garage Door

Insul-Glide®
42mm Insulated Steel Panel Sectional Overhead Garage Door

Doors without remote control are available with the option of an attractive T-bar handle in Chrome effect or a round handle in black and a selection of optional finishes. Locking is extremely effective with twin extending locking bars and heavy duty latches.



T-bar Chrome effect



Antique Bronze



Chrome



Brushed Aluminium



Black



Gold

Telescopic arms provide the option of side fixing, ensuring tracks remain stable and square for smooth, long-term reliability and sliding track hangers make locating a solid fixing into a joist simple.



Panel-Glide is available in single skin and 42mm double skin insulated versions. Insulation greatly improves thermal and acoustic performance, reducing the passage of heat and sound, saving energy, saving money.

Low headroom rear mount and front mount (shown right) torsion springs are available as an option on single doors. Larger doors are supplied with low headroom rear mount torsion springs as standard and very large doors are only available with front mount torsion springs - see the Gliderol price list for full details. Torsion springs provide reliable assisted lifting and are protected with an anti-drop safety brake that prevents the door from falling should a lifting cable fail.



Background image - The durable leathergrain outer texture in Goosewing Grey



striking yet
timeless...





GlideRol•a•Door

The GlideRol•a•Door represents the very best of a refined door design. The Gliderol name is synonymous with roller doors and the GlideRol•a•Door continues to be a highly popular choice today. Eight out of ten roller doors in the UK bear the Gliderol brand. Totally reliable and robust, the attractive ribbed design is as strong as it is good looking.

Spring assisted, these doors are light and easy to open, plus, all have the option of remote control. Factory-fitted motors or retro-fit upgrades turn these doors into push button operation.



**GLIDEROL
GARAGE DOORS**

Opening Doors Around the World®
www.gliderol.co.uk



GlideRol•a•Door, Golden Oak



Make life easy - choose the low energy Glidermatic or the Rolamatic RW1 remote control system - every GlideRol•a•Door door has the option. See pages 35 for details.

 **GlideRol•a•Door**[®]
Continuous Sheet Curtain Roller Door

 **GlideRol•a•Door Mini**[®]
Continuous Sheet Curtain Roller Door



Laminate Golden Oak

Laminate Golden Oak



Laminate Rosewood



colourful!



Make life easy - choose the low energy Glidermatic or the Rolamatic RW1 remote control system - every GlideRol•a•Door door has the option. See pages 35 for details.



GlideRol•a•Door

The continuous curtain of a GlideRol•a•Door is very strong, yet flexible enough to coil around the door barrel. A neat smooth mid grey inner face is simple to keep clean and reflects light into the garage. Colourful finishes really make this a versatile choice - 14 classic colours and woodgrains coat the outer surface of the door and the patented rib profile is very pleasing to the eye.

Apart from admiring the finish of the door, you'll rarely notice your door, so effortless and light is the operation of the spring assisted door curtain. Strength of the door is matched with twin solid locking bars for a secure closure.



**GLIDEROL
GARAGE DOORS**

Opening Doors Around the World®

www.gliderol.co.uk

Leathergrain Burgundy with factory Glidermatic opener - no handle to door front



Leathergrain Black



High grade finishes coat the steel in an attractive leather grain textured coating or high grade laminate (marked*) - both are highly durable and will simply wipe clean.





Guarantee

good design lasts...

GlideRol•a•Door's guarantee is straightforward and comprehensive - complete peace of mind. For full details of the conditions that apply see our price list or visit www.gliderol.co.uk



The door curtain travels in corrosion protected side guides, running smoothly on nylon webbing - **Polyglide.**



The internal twist handle engages the shoot bars for a very secure lock.



Lock bars engage into keeps in the side tracks.



Technology

The GlideRol•a•Door is almost a design classic - its first version was produced over twenty years ago and it has undergone a series of refinements to bring today's design into being. Gliderol's strong, corrosion protected and patented steel profile is the market leading product for a number of simple reasons. Great aesthetics, durable and diverse colour options and ultra-reliable performance are the key factors in GlideRol•a•Door's reputation.

GlideRol•a•Door Mini Continuous Sheet Curtain Roller Door



The Mini Roller is a compact version of the GlideRol•a•Door that requires reduced space above the door opening - perfect for flat roof garages or other space restricted garages. The door is available up to 2100mm high and 3400mm wide in all the same finishes and with the RW-1 remote control options as its larger brother.




GLIDEROL
GARAGE DOORS

Opening Doors Around the World®


www.gliderol.co.uk



All Gliderol products are CE marked and built within our audited ISO 9001 quality systems.



Extra wide openings - over 5m - can be accommodated by fitting a removable centre mullion between two doors allowing unrestricted access to openings up to 8m wide.



Spring assisted opening is light, smooth and quiet.



The top of the door side guides allows the door to roll tightly and smoothly around the barrel drum.



A wind-locked version of the GlideRol•a•Door is available. Wind-locks greatly increase security by resisting attempts to lever the door curtain from its guides. Wind-locks are also recommended for double doors in wind exposed locations.



Every door includes a simple handle and lock barrel. Remote control motor powered doors do not require the lock as the motor holds the door in a locked state.

Two remote control options are available for GlideRol•a•Door. All are safety tested, CE marked systems that have safe operation as their overriding design criteria. For more details see page 35.



Background image - The neat inner face of Rol-a-Glide



effortless...

Rol-a-Glide, Black



Rol-a-Glide, White



Rol-a-Glide, Racing Green



Gliderol's door panel has an i-courtesy light and a buzzer.



Roll•a•Glide

The Roll•a•Glide insulated roller garage door is an intelligent design solution creating a smart and stylish door that features vertical travel, insulation, all round weather protection and remote control operation as standard - quite a package!

The most compact garage door type, the door rolls neatly round a barrel above the door, using the very minimum of space inside the garage. Indeed, when space is very tight, **a compact version** is available that requires just 205mm of headroom. A **manual version** is also available.

The spectrum of finishes makes Roll•a•Glide the perfect choice for any home.



GLIDEROL
GARAGE DOORS

Opening Doors Around the World®
www.gliderol.co.uk



remote control
integral
alarm



Make life easy - every Roll•a•Glide door operates by remote control, however if you don't want electric operation we have a manual version too!

Roll•a•Glide®
Insulated Automatic Roller Door

Roll•a•Glide Compact®
Insulated Automatic Roller Door

Roll•a•Glide Manual®
Insulated Manual Roller Door



The image shows the four relative sizes of each door roll box.

Roll•a•Glide takes up very little space inside your garage. The standard configuration requires 300mm of headroom and 90mm for side guides. If a door is under 9sqm this can be further reduced to 270mm headroom with 70mm side guides and, for very tight spaces. Very large doors require 360mm and 90mm side guides. **The compact version is available for doors up to 9sqm at just 205mm headroom with 67mm side guides.**

* Painted Golden Oak gives the same effect as the Golden Oak but at a painted finish cost

*Painted Golden Oak



*Laminate Golden Oak




Painted White



Anthracite



hands up for remote control!



Doors are available with single glazed polycarbonate vision laths for up to a maximum of three curtain laths. Not available with Compact.



Roll•a•Glide

Roll•a•Glide's aluminium lath is highly corrosion resistant and filled with a CFC free dense foam that provides insulation and strength. Laths are 77mm deep and interlock to form the door curtain. The compact version has 55mm deep lath to allow a tight roll, reducing the headroom requirement.

The aluminium side guide tracks that enclose the ends of the door curtain provide solid fixing points for the door and limit the passage of draughts around the curtain.



GLIDEROL
GARAGE DOORS

Opening Doors Around the World®

www.gliderol.co.uk

Colour Options

High grade finishes are powder coated onto the lath or applied as a laminate. Both are highly durable and will simply wipe clean.

Painted finishes (eggshell finish):



NEW Painted finishes (woodgrain eggshell) finish.



Same price as standard painted finish.

Laminate finishes (woodgrain textured finish):



Roll•a•Glide Compact

55mm

Painted finishes (eggshell finish):



Laminate finishes (woodgrain textured finish):



A Note Concerning Colours: Door guides are available in colours matching the door curtain except laminate door colours (supplied in brown). Coloured guide rails are supplied as standard, however they may not match the lath colour. The manufacturing process for the lath profile results in a textured finish, whilst all other coloured items (guides, bottom laths, lock laths, optional fascias and vision panels) are supplied in a satin finish so cannot be guaranteed to match exactly. Over time, some scuffing may occur on front and rear surfaces of doors as a result of their normal operation.

Adding extra flexibility to the control of your door is simple with these quality accessories.



Extra transmitters are easy to add.



Battery backup keeps you going when power fails.



An external release allows the door to be raised from outside if power fails.



A wired key switch allows access without a transmitter.



Photocell safety sensors add non contact obstruction detection.

A wireless keypad allows entry simply by entering a code.





Guarantee

Roll-a-Glide's guarantee is straightforward and comprehensive - complete peace of mind. For full details of the conditions that apply see our price list or visit www.gliderol.co.uk



intelligent design, elegantly simple solutions



If the power fails a simple hand crank is used to operate the door until power returns. A lockable cover for the hand crank point on the roll box is available should the door be fitted externally. A battery backup system is also available for uninterrupted operation.



An optional external crank with lockable access is also available should there be no other access to the garage.



Weather proofing is excellent with a rubber compression seal to the bottom of the door and a brush strip within the guides.



"Monkey fur" on the barrel rings help reduce marking to the door curtain over time.



All Gliderol products are CE marked and built within our audited ISO 9001 quality systems.



Technology

Roll-a-Glide is a tried and tested technical marvel! The controls and sensing systems are proven performers in all weathers, day-in, day-out and are manufactured under Gliderol's strict quality controls. Security is provided by spring steel loaded locking straps every 1000mm along the barrel - not one locking point but at least three! Should an attempt be made to force up the door curtain, an integral alarm buzzer sounds on the wall control - an excellent deterrent to potential intruders.

The main image shows a door with a full box option and a cut-away to show the motor end and the manual crank in position. The motors have ample power to lift the door smoothly and quietly and once set up will operate reliably for years. Battery backup offers peace of mind in power failures and a range of controls make everyday use trouble-free. The manual version is spring assisted and includes a locking lath positioned as shown right for positive location of the locking bars.



**GLIDEROL
GARAGE DOORS**

Opening Doors Around the World®

www.gliderol.co.uk



The wall-mounted control unit provides a courtesy light and push button control for the door. It also houses the alarm buzzer that activates if an attempt is made to lever the door curtain up whilst the door is in locked mode.

* Locking laths are finished in smooth satin and may differ slightly in texture and colour to the other laths in the door curtain.




The locking lath on manual doors is fitted to the lower portion of the door.



Manual doors have twin locking bars for equally effective locking operated by simple key turn in the locking lath (outside and inside view shown above.*



Security is excellent with spring steel loaded locking straps every 1000mm that prevent forced lifting of the door.



A powerful, quiet motor concealed within the barrel of the door drives the door and holds the curtain in a locked down state when closed.

All motorised doors are available with a half or full roll box. The full roll box (shown above) completely encloses the barrel for a very neat installation. The half roll box provides a fascia for the door curtain to close against and a top cover to stop dust and dirt dropping into the mechanism.



Safe operation is paramount and every motorised door has a wireless safety edge that stops and reverses the travel of the door on contact with an obstruction.



The Roll-a-Glide Compact is perfect when space is at a minimum. It has all the features of Roll-a-Glide but employs a narrower lath that requires only 205mm of headroom. Roll-a-Glide Compact is available in guide heights up to 2295mm and over guide widths up to 3000mm.





Gliderol -
technology
you can trust

Panel-Glide® Sectional Overhead Garage Door

We design to the same high standards across every part of our range because we know you expect the best in everything you buy. The Glidermatic GTS2000 and the Glidermatic GTS Optima are guaranteed to exceed expectations and perfectly partner the Panel-Glide range of garage doors.

Glidermatic GTS2000® Premium Sectional Overhead Door Operator

Glidermatic GTS2000

- 700N DC motor
- Soft start / soft stop
- Courtesy light
- Durable chain drive
- Safety reverse obstruction detection
- A trio of three channel mini transmitters
- Optional wireless keypad for coded entry (shown below)




Glidermatic GTS OPTIMA® Premium Sectional Overhead Door Operator

Glidermatic GTS Optima

- 1000N DC motor - power enough for the largest door
- Soft start / soft stop
- Low energy, long life LED light
- Safety reverse obstruction detection
- Durable and whisper-quiet belt drive
- Automatic closing function
- A trio of three channel mini transmitters
- Optional wireless keypad for coded entry (shown left)



The motor arm (curved or straight) attaches to the top of the door panel and, when closed, holds the door in a locked state. If power fails, a simple disengage handle or external release allows the door to be manually operated.





Remote control

All Gliderol garage doors have a dedicated remote control system. All systems are manufactured by, and are exclusive to Gliderol, giving total control of quality and performance. The sophisticated range has safety at its heart and reliability built-in. Every system is fully tested and certified for safety - see pages 36-37 for more details. Roll•a•Glide doors have remote control as a standard feature, so all you need to do is choose your accessories! See page 31 for the range.

Panel•Glide and GlideRol•a•Door have a choice of remote control systems designed with simplicity in mind. All systems feature energy-saving circuitry and low consumption stand-by modes. The Glidermatic GTS Optima features low energy LED lighting that is long lasting and environmentally friendly.

GlideRol•a•Door[®] Continuous Sheet Curtain Roller Door

Gliderol's vast experience in roller doors has produced a range of openers that are sold around the world, many with patent protection for their unique design features. Whether you select the factory fitted option or one of the "retro-fit" models, each has the same key elements of reliability and durability.

Glidermatic[®] Remote Control Operator

Powering many GlideRol•a•Doors is our world-wide patented operator, the Glidermatic. Found in over fifteen countries, it features up-to-the-minute technologies that monitor and control the door during operation. The motor is housed completely within the door barrel and is factory fitted. The wall mounted control panel has a built in courtesy light and door activating button. An external release is available to manually operate the door in the event of power failure. Doors factory fitted with Glidermatic are supplied without a lock handle as standard - the door is held securely closed by the motor. A wireless keypad for coded entry is available as an option (shown right).



GLIDEROL
GARAGE DOORS

Opening Doors Around the World[®]

www.gliderol.co.uk



All Gliderol products are CE marked and built within our audited ISO 9001 quality systems.

Perfect for those cold, wet, dark nights when the last thing you want to do is get out of your car to open the garage door.



Rol•a•matic **RW-1**[®] Remote Control Operator

The new Rol•a•Matic RW-1 is a single unit motor and controller suitable for "retro-fitting" to GlideRol•a•Door and most existing single skin steel roller doors. It features a built in courtesy light and spring loaded dis-engage and re-engage cords as standard.



Making the right choice

How to choose! It can be daunting, however be assured you are selecting from the very best. Naturally the look of your door is a major part of the decision process and you're spoilt for choice with our combination of styles and colours, but the "performance" of the door is also worth considering. Gliderol is a global company that manufactures its products in the UK to match and exceed the expectations of our customers in a number of areas.

- All our doors are made from high grade materials, corrosion proofed and designed to last.
- All components are tried and tested for long term performance and safety.
- All doors have assisted lifting, either in powered form or with springing to ensure operation is smooth and easy for the average user.
- All systems are manufactured by, and are exclusive to Gliderol, giving total control of quality and performance.
- Energy efficiency is important and, wherever possible, our products work hard at conserving energy - insulation, weatherproofing and low energy electronics are just some design elements that achieve this.

More Space...

Gliderol specialises in "vertical lift" garage doors - all our products open and close vertically - why? At Gliderol we believe that making the most of space is part of good design. Our doors allow you to park right up to the door inside and outside making the very most of your driveway and storage areas inside your garage.

Even More Space...

All our doors can be fitted behind the garage aperture removing the need for a frame sitting within the opening. No frame means up to 150mm extra drive through width and up to 75mm extra height. More space makes for easier parking and room for the extra height of 4x4s and people carriers if you need it.

Finished yet?

Not quite - selecting the door comes with a simple peace of mind guarantee. There are conditions that apply to these guarantees (see www.gliderol.co.uk for the full details) however they are fair and straightforward - we have confidence in our products and you can choose Gliderol with absolute peace of mind.



This is Ian, he runs our panel forming plant at Peterlee. He cares about quality and, because we have the plant, we control the quality.



This is our panel forming plant at Peterlee. All 103 metres of it. **The only one in the UK** and capable of forming panel at 6 metres a minute.





Door safety

Good Advice On Garage Door Safety From Gliderol.

These days, our expectations of high service standards has extended to all aspects of our lives, none more so than in our own home.

When investing in home improvements we want the best we can afford but we expect safety irrespective of how much we spend.

What is the best way to be sure an automatic garage door will be safe to use?

There is a very simple way! CE marked products and a CE marked installation. What does this mean?

- Products tested and certified for safety.
- Fitted as per the manufacturer's instructions.
- Checked to ensure correct operation and all safety systems are working as they should.
- A full demonstration of how to operate the door and a set of instructions provided.
- A certificate signifying the installation conforms to safety standards and a file containing technical information for future reference and, should you sell your home, to pass on to the new owners.

It reads rather like the ideal installation – it is! AND, perhaps a little surprisingly, it is also the LAW!

The Supply of Machinery (Safety) Regulations 2008 sets out what manufacturers must do to CE mark a product and fitters must do when installing the product. Statutory Instrument 2008 no. 1597 makes it law.

All Gliderol products are CE marked and your selected installer (even if it is you!) should CE mark the installation.

The CE mark is your guide to garage door safety. Don't just expect it, don't just ask for it, **INSIST ON IT!** If the answer is no, don't put your safety at risk.

Gliderol - your safety in mind.



**GLIDEROL
GARAGE DOORS**

Opening Doors Around the World®

www.gliderol.co.uk



All Gliderol products are CE marked and built within our audited ISO 9001 quality systems.



U value (EN13241)	1.4-1.6 W/m ² K
Water Penetration (EN12425)	Class 3, 150Pa
Resistance to wind load (EN12424)	Class 5, 1100Pa
Air Permeability (EN12426)	Class 3

Minimum clearances manual/automatic doors:

Side Extension Springs:

- Sideroom 90mm
- Headroom 110/150mm
- With t-bar handle lockset (motor offset)
- Sideroom 90mm
- Headroom 155mm
- With round handle lockset (motor offset)
- Sideroom 90mm
- Headroom 170mm

Minimum clearances manual/automatic doors:

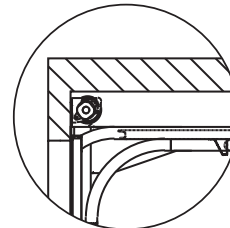
Rear Mount Torsion:

- Sideroom 90mm
- Headroom 110/150mm
- With t-bar handle lockset (motor offset)
- Sideroom 90mm
- Headroom 155mm
- With round handle lockset (motor offset)
- Sideroom 90mm
- Headroom 170mm

Minimum clearances manual/automatic doors:

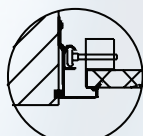
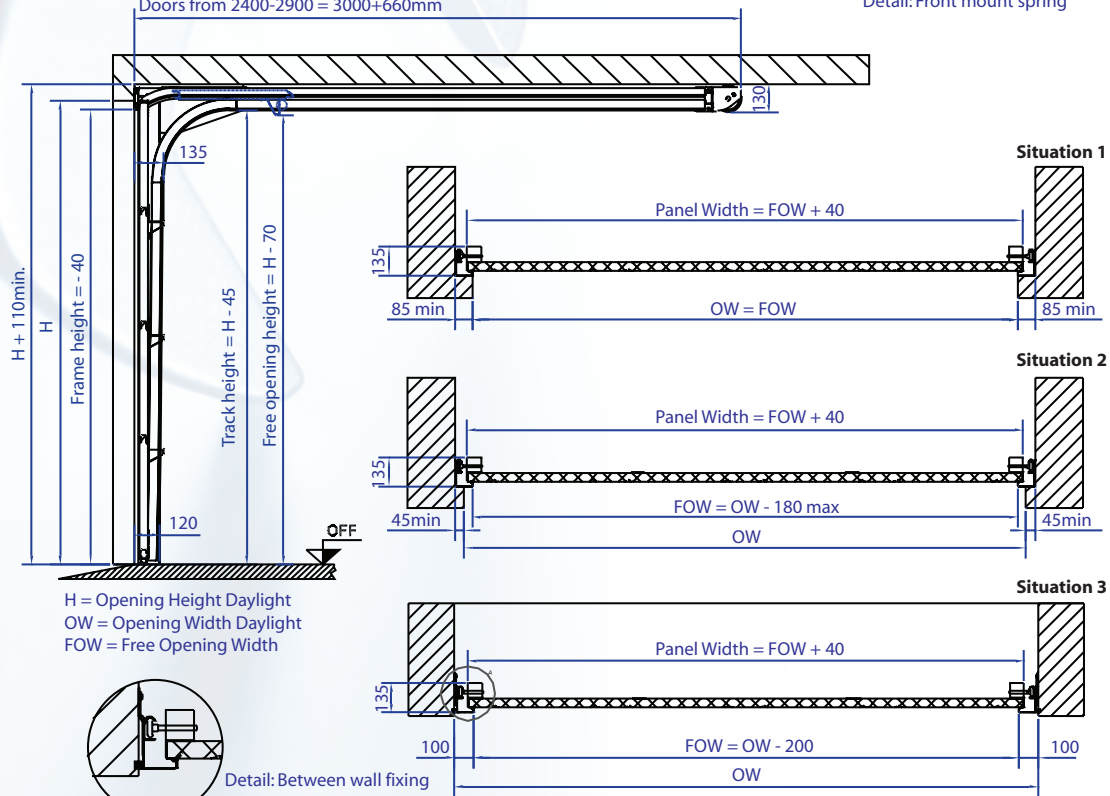
Front Mount Torsion:

- Sideroom 90mm
- Headroom 230/270mm
- With t-bar handle lockset
- Sideroom 90mm
- Headroom 230/270mm
- With round handle lockset
- Sideroom 90mm
- Headroom 230/270mm



Detail: Front mount spring

Structural Depth
Doors up to 2150 high = 2250+660mm
Doors from 2150-2400 = 2500+660mm
Doors from 2400-2900 = 3000+660mm



Detail: Between wall fixing

Fascias and fixing accessories

<p>Between Reveal Fitting Kit</p> <p>Kit includes fascias for frame legs, frame head and side wall fixing brackets</p> <p>End View Opening Side wall</p> <p>Detail 'A'</p> <p>Fascia for side section 20mm</p> <p>Fascia for side section (see detail 'A')</p>	<p>Gap to Ceiling Fascia Kit</p> <p>Kit includes frame header fascia and infill section</p> <p>Ceiling</p> <p>Infill section to fill gap above door</p> <p>Door top header piece part of standard frame</p>	<p>Renovation Kit</p> <p>To cover unsightly brickwork around the garage opening. Kit includes fascias for frame legs, frame head and fitting brackets</p>	<p>Door Frame Fascias</p> <p>To clad exposed door frame. Kit includes fascias for frame legs, frame head and fitting brackets</p> <p>Frame leg section</p> <p>Side Fascia for header Section</p>
---	--	--	---



Technical

This overview covers all the key dimensions for the installation of the Gliderol range of garage doors.



Glidermatic doors require an extra 20mm side clearance on the side the drive unit is required to be fitted.

Sizes - GlideRol-a-Door up to 5m wide and 3m high. GlideRol-a-Door Mini up to 3.4m wide and 2.1m high.

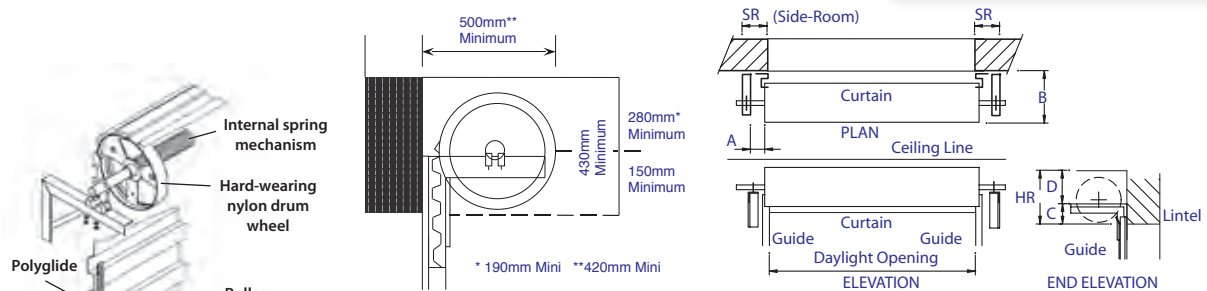
Windlock system - should be specified for double doors in very exposed locations and greater side room clearance is required. For advice and information, speak to our technical department or your supplier.



GLIDEROL
GARAGE DOORS

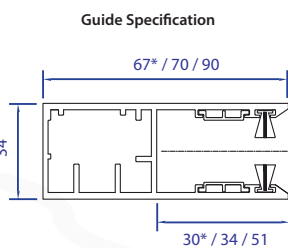
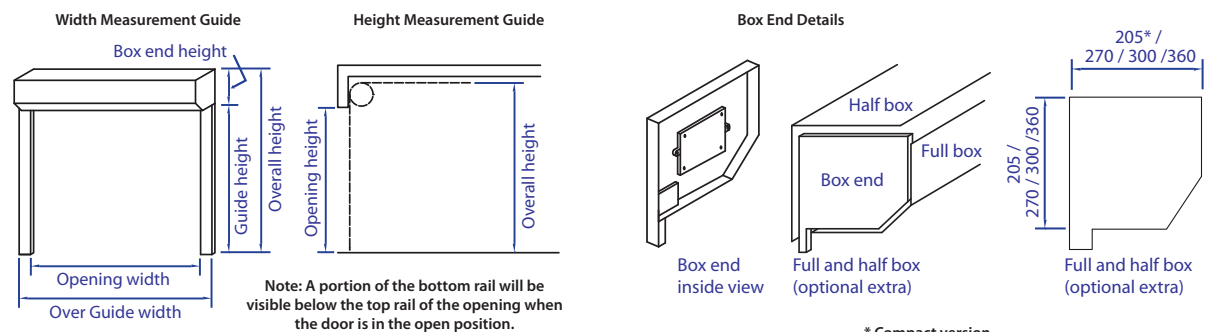
Opening Doors Around the World®

www.gliderol.co.uk



DIMENSION PANEL (minium sizes) mm							
SERIES A (Hand Operated)	Side Room		Head Room	A	B	C	D
	Resid.A	Resid.AA					
2100 HIGH	90	125	430	25-100	500	150	280
2400 HIGH	90	125	450	25-100	540	160	290
2700 HIGH	90	125	450	25-100	540	160	290
3000 HIGH	90	125	470	25-100	560	170	300
Mini							
2100 HIGH	90	-	340	25-100	420	150	190

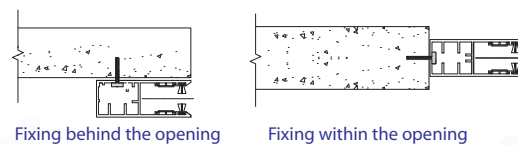
If recommended headroom is not available the door may still be installed, required headroom should be maintained (n.b. some loss of opening height will occur and the roll of the door will be visible, but this may be disguised by a fascia).



Notes on colour: Door guides are available in colours matching the door curtain except laminate door colours (supplied in brown). Coloured guide rails are supplied as standard, however they may not match the lath colour. The manufacturing process for the lath profile results in a textured finish, whilst all other coloured items (guides, bottom laths, lock laths, optional fascias and vision panels) are supplied in a satin finish so cannot be guaranteed to match exactly. Over time, some scuffing may occur on front and rear surfaces of doors as a result of their normal operation.

* Compact version
Note: Full and half boxes are available to match painted coloured door curtains. Vandyke Brown boxes are supplied as standard for laminated door curtains.

Fixing Options





GLIDEROL
GARAGE DOORS

Opening Doors Around the World®
www.gliderol.co.uk

Opening Doors Around the World®

Gliderol operates the world's most extensive network of garage door and automation manufacturing companies. Our UK facility is based at Peterlee in County Durham and has been "opening doors around the world" for over twenty years. Our reputation is second to none for the high quality and outstanding value our products and services represent. The new Panel•Glide sectional door range extends our product portfolio and your opportunities to sell the quality that is guaranteed by the Gliderol brand.



Gliderol Garage Doors Ltd,
Davy Drive, North West Industrial Estate,
Peterlee, Co Durham SR8 2JF
Tel: (0191) 518 0455
Fax: (0191) 518 0548
E-mail: info@gliderol.co.uk
Web: www.gliderol.co.uk

Please Note: As ours is a policy of progressive design we reserve the right to change specification without prior notice. All colours shown are limited by the printing process and will not be a precise match for actual finishes. Please request samples of finishes to confirm your choice. Errors and omissions excepted.